

Colortrac	<b>How to determine the SmartWorks 6 System Controller type for the Z24/36</b>	Document number
Date: 12/09/2024		SG15845

To update to the latest system controller software visit <https://mfpdownload.com/MFP6> and download the correct file for your system.

### Determination by the controller label

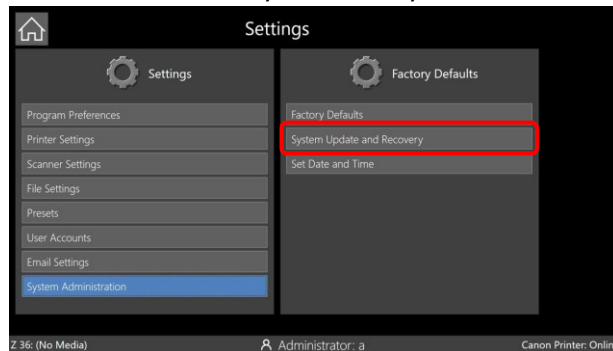


The type of the system controller can be read at the rear of the controller on the Label in the red marked area. This example shows the GSC-7153W System Controller.

### Determination by SmartWorks Software

- On the system controller go to Settings – System Administration (Administrator only) - System Update and Recovery

This will restart the system into System Tool mode.

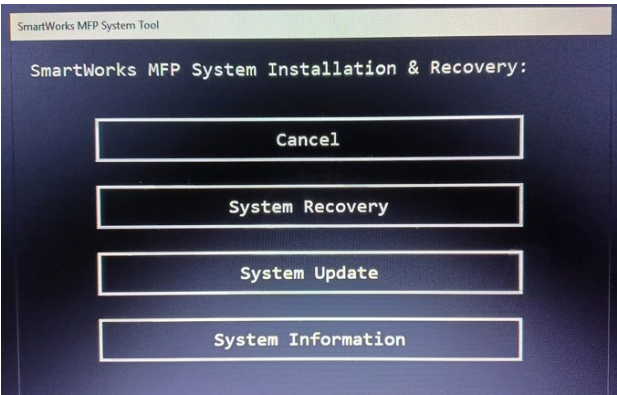


- Press System Information, then Information



- Press System Information

Colortrac	<b>How to determine the SmartWorks 6 System Controller type for the Z24/36</b>	Document number
Date: 12/09/2024		SG15845

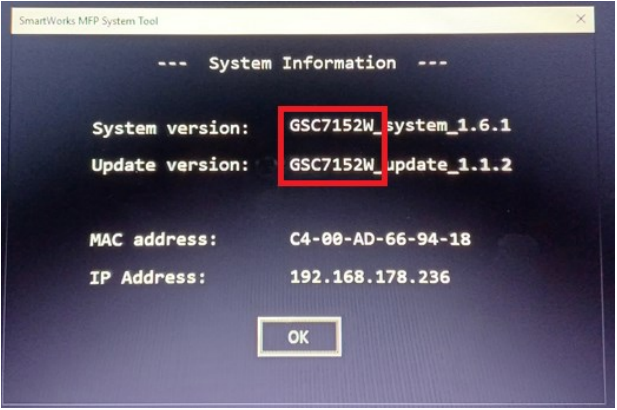


SmartWorks MFP System Tool

SmartWorks MFP System Installation & Recovery:

- Cancel
- System Recovery
- System Update
- System Information

- The System Controller type can be read from the red marked area



SmartWorks MFP System Tool

--- System Information ---

System version: GSC7152W\_system\_1.6.1

Update version: GSC7152W\_update\_1.1.2

MAC address: C4-00-AD-66-94-18

IP Address: 192.168.178.236

OK